


Certificate ID: 99401

Received: 11/12/21

Scan QR Code  
for authenticity



Client Sample ID: 3000mg Full Spectrum

Lot Number: 202218

Matrix: Water Soluble - Tinctures

Authorization:


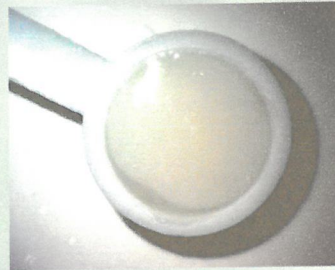
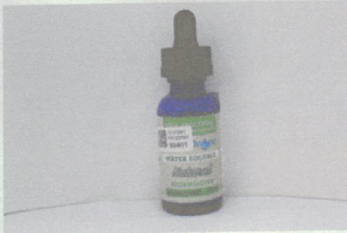
Chris Hudalla, Chief Science Officer

Signature:

*Christopher Hudalla*

Date:

11/23/2021



The data contained within this report was collected in accordance with the requirements of ISO/IEC17025:2017. I attest that the information contained within the report has been reviewed for accuracy and checked against the quality control requirements for each method. These results relate only to the test article listed in this report. Reports may not be reproduced except in their entirety.

**CN: Cannabinoid Profile & Potency [WI-10-17 & WI-10-17-01]**

Analyst: AC

Test Date: 11/18/2021

The client sample was analyzed for plant-based cannabinoids by Liquid Chromatography (LC). The collected data was compared to data collected for certified reference standards at known concentrations.

99401-CN

ID	Weight %	Concentration (mg/mL)		
D9-THC	ND	ND		
THCV	ND	ND		
CBD	10.5	107		
CBDV	0.0342	0.349		
CBG	<LOQ	<LOQ		
CBC	ND	ND		
CBN	ND	ND		
THCA	ND	ND		
CBDA	ND	ND		
CBGA	ND	ND		
D8-THC	ND	ND		
exo-THC	ND	ND		
<b>Total</b>	<b>10.5</b>	<b>107</b>	<b>0%</b>	<b>Cannabinoids (wt%) 10.5%</b>
Max THC	ND	ND		Limit of Quantitation (LOQ) = 0.0103 wt%
Max CBD	10.5	107		Limit of Detection (LOD) = 0.0034 wt%

Max THC (and Max CBD) are calculated values for total cannabinoids after heating, assuming complete decarboxylation of the acid to the neutral form. It is calculated based on the weight loss of the acid group during decarboxylation: MAX THC = (0.877 x THCA) + THC. This calculation does not include other cannabinoid isomers (eg. D8-THC and exo-THC). ND=None detected above the limits of detection (LOD), which is one third of Limit of Quantification (LOQ). For values reported as "<LOQ", the estimated value is included in the calculated Total.

**END OF REPORT**